

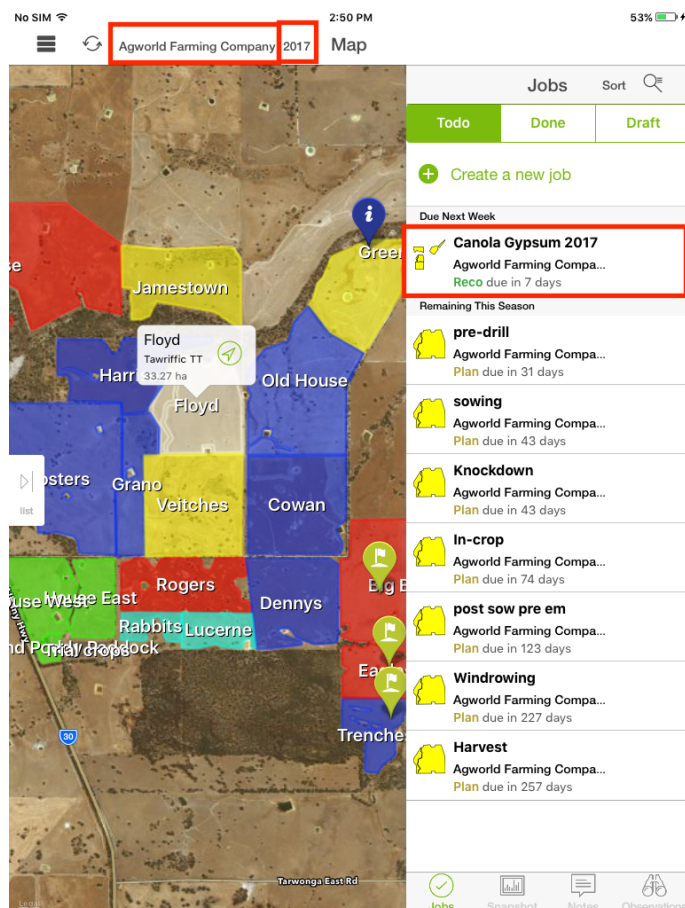


How to Convert to Actual on the Agworld iPad/iPhone App

Recommendations, Plans and Work Orders can be converted to Actuals through the Maps or the Jobs page on the Agworld Agronomy App. This is how you can record that a Job has been completed. You can record any of your paddock management Jobs such as spraying, fertilising, sowing and harvest.

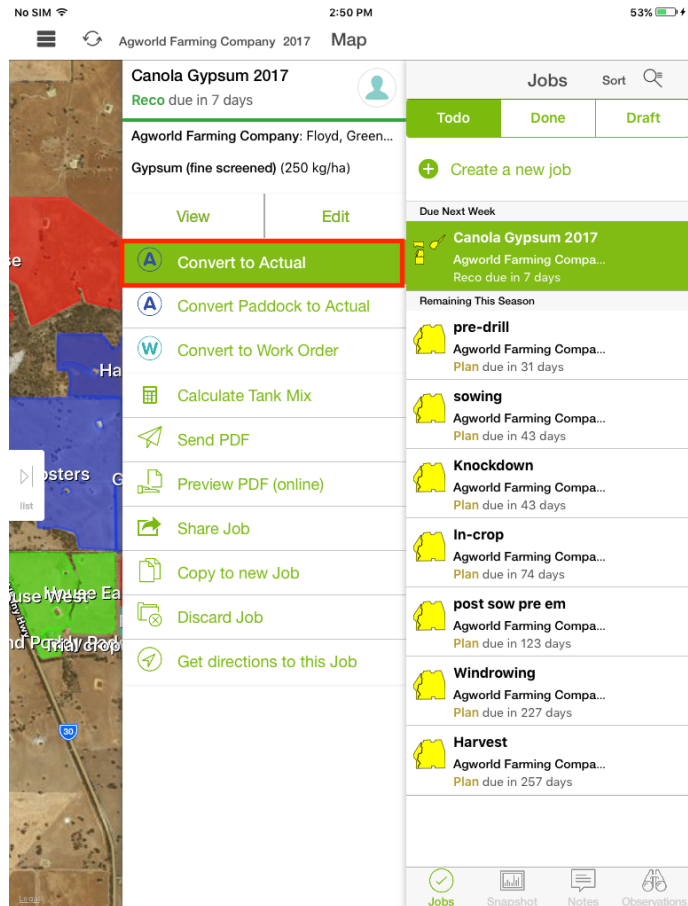
Step 1, find the Job to convert:

From the Maps page, click on the paddock to pull up the list of Jobs in the To Do list.



Step 2, click on Convert to Actual:

On the iPad, you can convert all paddocks to Actual, or convert them one at a time.



Step 3, make any changes to the Job:

Between sending the original Plan/Rec, there may have been changes. In converting to Actual, you can record exactly what happened for example tweaking products/rates and entering in your weather data (wind speed, direction, temp and humidity).

On the iPad, you can attach photos and map annotations to the job to help you record exactly what happened.

Once everything has been recorded, just click on the green Next button in the top right hand corner.

The screenshot shows the iPad app interface for recording a job. The top status bar indicates 'No SIM', signal strength, and the time '2:51 PM'. The app header shows 'Close' and 'New Actual'. A green 'Next' button is circled in red in the top right corner. The main content area is divided into two panels. The left panel contains sections for 'ACTIVITY TEMPLATES' (with an 'Apply a template' button), 'Company' (Agworld Farming Company), 'Season' (2017), 'Activity Title' (Canola Gypsum 2017), 'TIMING' (with 'Started Date' and 'Completed Date' fields), 'LOCATIONS' (listing 'Northern Extension' with sub-locations: Floyd, Green Hill, Jamestown, Veitches, each with an area value and a right arrow), and 'MAP SETTINGS' (with an 'Attach map to PDF' toggle switch). The right panel displays a large information icon and text: 'Select a section on the right to add information to your activity. Press "Next" when you are done to review your changes and submit.'

Step 4, review and submit:

After clicking next, you have the option to review the actual before saving any changes. Keep in mind that even after saving the job, you can come back later to add in any more information you need to. You'll notice that many fields are "pending sync", this is because the iPad needs the Agworld website as a calculation engine to run input rate and total volume calculations.

Once you are happy with the review, click on the green Submit button.

No SIM


2:51 PM

53%

< New Actual

Canola Gypsum 2017

Submit & Send... Submit



ACTUAL

FOR COMPANY
Agworld Farming Company

ASSIGNED APPLICATOR
No applicator set

STARTED DATE
20 Mar 2017, 2:50 PM

COMPLETED DATE
20 Mar 2017, 2:50 PM

SEN
No

Authored By: Agworld Agronomist

Created Date: 20 Mar 2017

Last Updated: 20 Mar 2017

Inputs & Operations

INPUT NAME	MAX WHP	RATE	TOTAL AMOUNT	COST
Gypsum (fine screened)		250 kg/ha	pending sync	pending sync

Nutrition (kg/ha): S 40 Ca 55

WATER RATE	TOTAL AREA	TOTAL VOLUME	TOTAL COST	TOTAL COST PER AREA
70 L/ha	pending sync	pending sync	pending sync	pending sync

Locations

View Map

Paddock Name	Crop	Crop Stage	Area
Northern Extension			
Floyd	Canola - Tawriffic TT		33.27 ha
Green Hill	Canola - Tawriffic TT		41.48 ha
Jamestown	Canola - Tawriffic TT		33.36 ha
Veitches	Canola - Tawriffic TT		44.28 ha

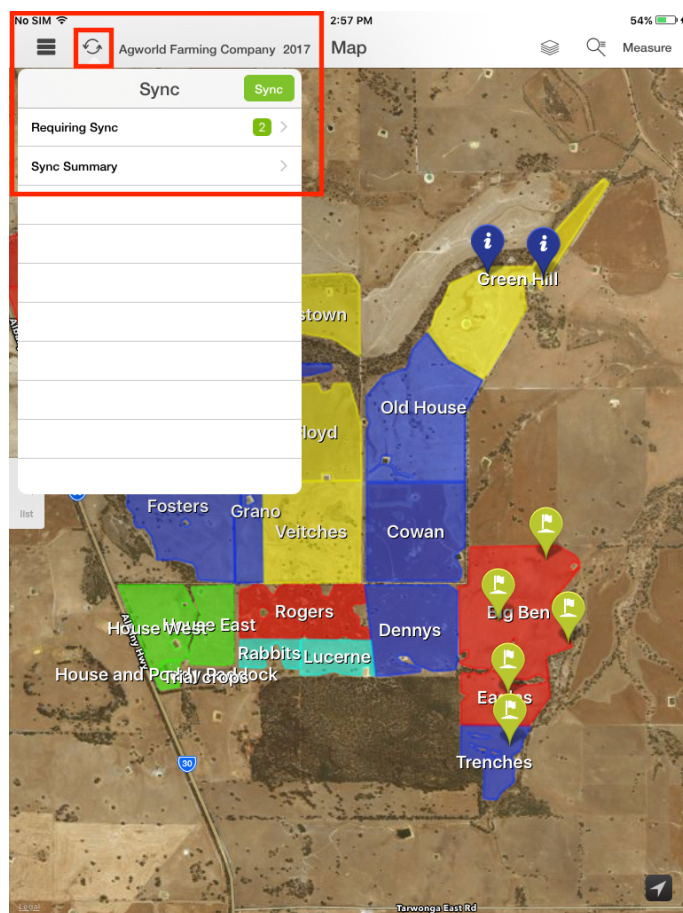
Signature

Step 5, sync:

You can convert multiple activities and record farm data when you are offline. The Agworld app will store all of your data while you are on the go, so that you don't have to write everything up when you are back in the office.

Once you are back online through cellular data or wifi, simply click on the sync button, and your changes will be saved on the Agworld website.

These records will now be accessible by anyone connected to the farm company for example the farmer themselves, their farm staff and even other Agronomists in your company.



That's it! You have recorded your completed Actual